


FINEST QUALITY

Union Special[®]
LEWIS • COLUMBIA

**INDUSTRIAL
SEWING
MACHINES**

**CLASS
51300**



**CATALOG
No.
104X**


**LIST OF PARTS
FOR
STYLE 51300 BX**

Union Special **MACHINE COMPANY**
CHICAGO

INDUSTRIAL SEWING MACHINES


... for Every Purpose!

Job requirements vary — that's why Union Special builds a wide variety of specially designed sewing machines. It is also the reason why Union Special field representatives make a careful study of requirements before giving you detailed recommendations on the kind of equipment to install. Plants equipped with modern, high speed Union Specials have an important advantage. Union Special machines are built to do the job faster . . . better . . . cheaper, and they stay on the job with minimum time out for repairs. You're ahead when you use Union Special.




50000 SERIES MACHINES

The thousands of manufacturers using Union Special's new 50000 SERIES machines are finding these ultra-modern, streamlined models to be invaluable aids in cutting costs of operations and boosting production of a wide variety of products. Each of the many machines in the improved 50000 SERIES is specially designed to do a specific job efficiently, quickly, and economically!



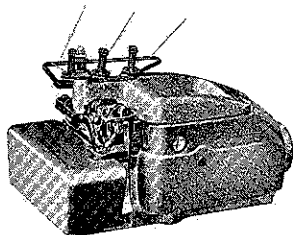
THE 61400 LOCKSTITCH

Never before has a general purpose Lockstitch machine been so thoroughly engineered for handling modern industrial sewing requirements! And never has a machine offered more than the new Union Special SIXTY-ONE-FOUR — a superior machine for light or heavy weight work . . . for short runs as well as long . . . for tacking and back stitching . . . for curved seams and straight runs.




NEEDLE FEED LOCKSTITCH MACHINES

Latest improvements in engineering, manufacturing methods, and materials have been combined in Union Special Class 61800 and Class 62200 needle feed Lockstitch machines providing operators with smooth, streamlined, light-running machines that reduce fatigue and strain. It's no wonder that manufacturers in plants throughout the country are praising the superior performance of these ultra-modern machines!



THE NEW CLASS 39500 OVEREDGER

This new development antiquates every machine presently on the market for use where a curved needle machine is recommended. From its handsome, dynamically functional, modern design to its innermost mechanism, the THIRTY-NINE-FIVE has been produced to accelerate quicker . . . run faster . . . operate more smoothly and quietly . . . with less maintenance . . . and yield a greater profit than any other like equipment available to users today.



35700-35800 FEED-OFF-THE-ARM MACHINES

Union Special's popular feed-off-the-arm felling machines are light running, smooth operating machines that offer great advantages: sewing head of the latest type, new presser bar which practically eliminates feed marking, and presser foot which will lift at the lightest touch. Faster felling is certain with Union Special Class 35700-35800 feed-off-the-arm machines.

Catalog No. 104 X
(Supplement to Catalog No. 104 L)

LIST OF PARTS

CLASS 51300

Style

51300 BX

The parts listed in this catalog are
furnished at list prices for repairs only.

First Edition

Copyright 1961

by

Union Special Machine Co.
Rights Reserved in All Countries

Union Special
MACHINE COMPANY
INDUSTRIAL SEWING MACHINES
CHICAGO

Printed in U.S.A.

September, 1963

IDENTIFICATION OF MACHINES

Each Union Special machine is identified by a Style number which is stamped into the name plate on the machine. Style numbers are classified as standard and special. Standard Style numbers have one or more letters suffixed, but never contain the letter "Z". Example: "Style 51300 BX". Special Style numbers contain the letter "Z". When only minor changes are made in a standard machine, a "Z" is suffixed to the standard Style number. Example: "Style 51300 BXZ".

Styles of machines similar in construction are grouped under a class number which differs from the style number, in that it contains no letter. Example: "51300".

APPLICATION OF CATALOG

This catalog is supplement to Catalog No. 104 L, and should be used in conjunction therewith. Only parts found on Style 51300 BX, but not on Style 51300 BG are illustrated. Opposite the illustrated page is listed each part by number, name and amount required, which have been itemized by detail reference numbers.

This catalog applies specifically to the Standard style of machine as listed herein. It can also be applied with discretion to some Special machines in this Class. References to direction, such as right, left, front, back, etc., are given from the operator's position while seated at the machine. Operating direction of handwheel is toward the operator.

STYLE OF MACHINE

High Speed Streamlined Flat Bed, Medium Throw, Top Grip Feed, One Needle, Light Weight Presser Bar and Needle Bar Driving Mechanism, Needle Bearing Needle Bar Drive, Single Reservoir Enclosed Automatic Lubricating System and Filter Type Oil Return Pump, Oil Pump Base Plate, Oil Siphon Assembly, Lateral Looper Travel, Work Space to Right of Needle Bar 1 Inch, Necessitated by the Top Feed Mechanism. Top Grip Feed Recessed in Presser Foot, Moves Horizontally, Matches Bottom Feed to Grip and Pull Material Through Machine. Presser Foot is Hinged and with Yielding Section to Left of Needle Hole.

51300 BX For side seaming operations on trousers, slacks, dress pants and similar garments of light to medium weight materials. Seam Specification 401-SSa-1. Stitch range 9 to 16 per inch.

NEEDLES

Each Union Special needle has both a type number and a size number. The type number denotes the kind of shank, point, length, groove, finish and other details. The size number, stamped on the needle shank, denotes the largest diameter of blade measured in thousandths of an inch, midway between the shank and the eye. Collectively, the type number and the size number is the complete symbol.

Standard needle for Style 51300 BX is Type 128 GAS in size 040. It has a round shank, round point, short, double groove, struck groove, ball eye, spotted, chromium - sizes 032, 036, 040, 044, 049, 054, 060.

To have needle orders promptly and accurately filled, an empty package, a sample needle, or the type and size number should be forwarded. Use description on label. A complete order would read as follows: "1000 Needles, Type 128 GAS, Size 040".

NEEDLES (Continued)

Selection of the proper needle size should be determined by size of thread used. Thread should pass freely through the needle eye in order to produce a good stitch formation.

For best results, use only genuine Union Special needles in the operation of these machines. They are packaged under our brand name *Union Special* which is backed by a reputation for producing highest quality needles for more than three-quarters of a century.

IDENTIFYING PARTS

Where construction permits, each Union Special part is stamped with its catalog number. A part too small for its complete catalog stamping is identified by a letter symbol which distinguishes it from another part similar in appearance.

Each part number represents the same part regardless of catalog in which it appears.

IMPORTANT! ON ALL ORDERS, PLEASE INCLUDE PART NAME AND STYLE OF MACHINE FOR WHICH PART IS ORDERED.

TERMS

Prices are strictly net cash and are subject to change without notice. All shipments are forwarded f.o.b. shipping point. Parcel Post shipments are insured unless otherwise directed. A charge is made to cover postage and insurance.

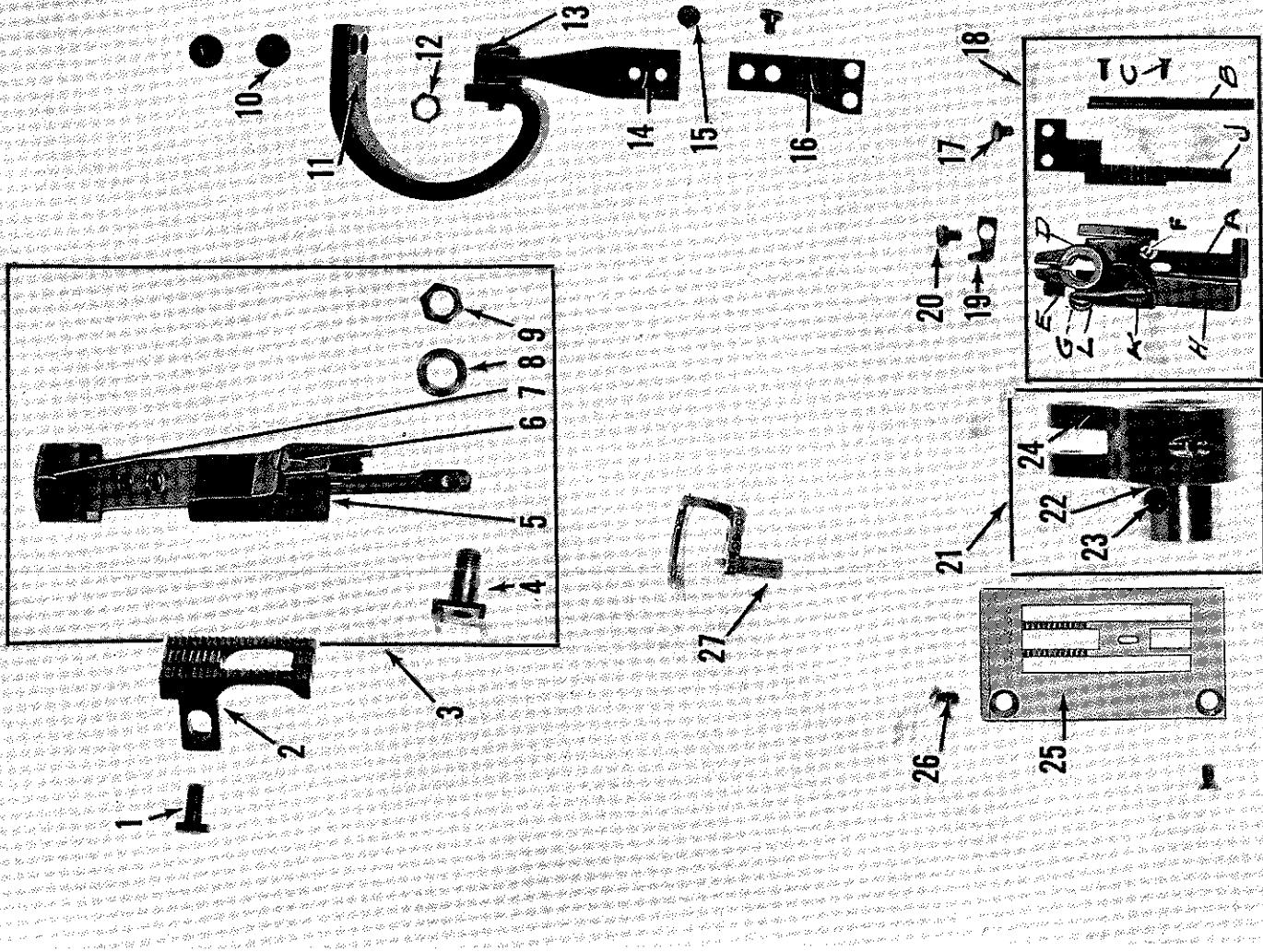

OILING

The oil has been drained from the machine before shipping, and the reservoir must be filled before beginning to operate. Use a straight mineral oil with a Saybolt viscosity of 200 to 250 seconds at 100° Fahrenheit.

Oil is filled at the spring cap in the top cover and the level is checked at the sight gauge on the front of the machine. The oil level should be maintained between the red lines on the gauge. The capacity of the oil reservoir is 12 ounces.

The machine is automatically lubricated and no oiling, other than keeping the main reservoir filled, is necessary.

A daily check before the morning start should be made and oil added if required. Oil which has gone through the machine is filtered and pumped back into the main reservoir, making too frequent oilings unnecessary. Excessive oil in the main reservoir may be drained at the plug screw in the main frame directly under the handwheel.



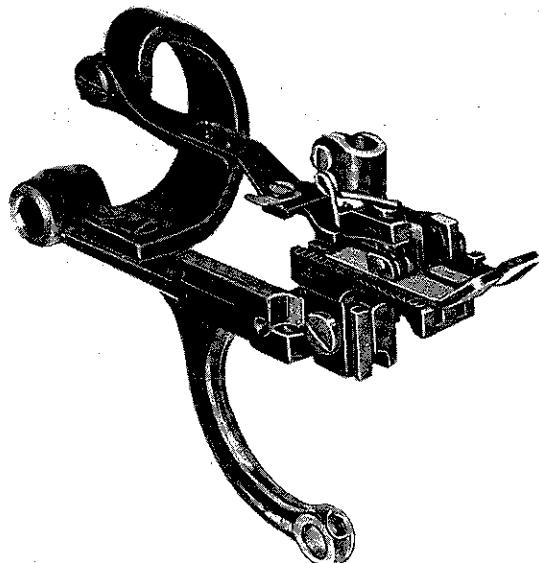
Parts shown on the preceding page, and described here, represent parts applicable to Style 51300 BX that are not required for Style 51300 BG.

Following the description below is shown an assembled view of parts covered by details 1 thru 20, located on preceding page.

Catalog No. 104 L covers all other parts used on 51300 BX not illustrated and described here.

Ref. No.	Part No.	Description	Amt. Req.
1	22528	Screw for feed dog -----	1
2	51305 K	Feed Dog -----	1
3	51334	Feed Bar -----	1
4	51134 H	Feed Dog Holder -----	1
5	22863	Feed Dog Holder Adjusting Screw -----	1
6	538	Feed Dog Height Adjusting Screw -----	1
7	22560 B	Set Screw -----	1
8	51134 J	Washer for 51134 H -----	1
9	258 A	Nut for 51134 H -----	1
10	376 A	Screw for 51334 A -----	2
11	51334 A	Feeding Foot Driving Lever -----	1
12	7948	Nut for 22758 G -----	1
13	22758 G	Screw for 51334 D -----	1
14	51334 D	Connecting Rod -----	1
15	28	Screw for 51334 C -----	2
16	51334 C	Connecting Rod Flat Spring -----	1
17	22561	Screw for 51334 C -----	1
18	51320 K	Presser Foot, complete -----	1
A	51330 AA	Presser Foot Bottom -----	1
B	51330 AE	Feed Section Guide -----	1
C	22738	Screw for 51330 AE -----	2
D	51330 Z	Presser Foot Shank -----	1
E	91	Clamp Screw -----	1
F	1096	Hinge Pin Holding Screw -----	1
G	604	Screw for 19146 A (not shown) -----	1
H	51330 AB	Yielding Section -----	1
J	51330 AD	Presser Foot Feeding Section -----	1
K	22561	Screw for 51330 AB -----	1
L	19146 A	Spring for 51330 AB -----	1
19	51330 S	Chain Cutting Knife -----	1
20	28	Screw for 51330 S, 51334 C -----	1
21	29476 DV	Feed Lift Eccentric Assembly, .062 inch throw -----	1
22	51406	Eccentric -----	1
23	22894 D	Screw -----	1
24	51145 A	Eccentric Bearing -----	1
25	51324 K	Throat Plate -----	1
26	87	Screw for throat plate -----	2
27	51409 C	Looper -----	1
28	51301 H	Cloth Plate -----	1
29	22839 C	Screw for cloth plate -----	2
30	51281 T-212	Cloth Plate Cover -----	1
31	80	Screw for cloth plate -----	3

Parts which are indented indicate they are components of a main part, but can be ordered separately.





Union Special[®]
INDUSTRIAL SEWING MACHINES

UNION SPECIAL maintains sales and service facilities throughout the world. These offices will aid you in the selection of the right sewing equipment for your particular operation. Union Special representatives and service men are factory trained and are able to serve your needs promptly and efficiently. Whatever your location, there is a Union Special Representative to serve you. Check with him today.

ATLANTA, GA.

BOSTON, MASS.

CHICAGO, ILL.

DALLAS, TEXAS

LOS ANGELES, CAL.

NEW YORK, N. Y.

PHILADELPHIA, PA.

MONTREAL, QUEBEC

BRUSSELS, BELGIUM

LEICESTER, ENGLAND

LONDON, ENGLAND

PARIS, FRANCE

STUTT GART, GERMANY

Representatives and distributors in all important industrial cities throughout the world.

Union Special
MACHINE COMPANY